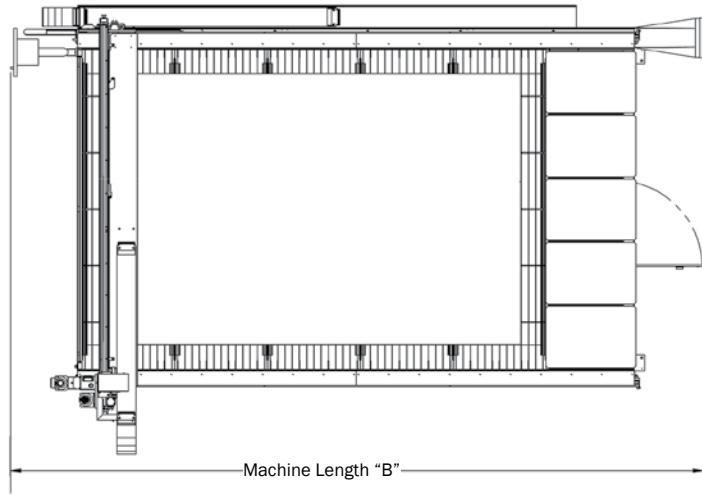
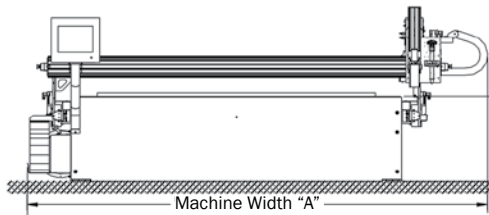


P EdgeMax[®]



| Size | 6 x 12 | 6 x 24 | 8 x 12 | 8 x 24 |
|--------------------|-------------|-------------|-------------|-------------|
| Tool Coverage | 6x12' plate | 6x24' plate | 8x12' plate | 8x24' plate |
| Machine Width "A" | 135" | 135" | 159" | 159" |
| Machine Length "B" | 239" | 400" | 239" | 400" |

Available Tools

| | |
|-------------------|--|
| Plasma Systems | HPR130, HPR260, Proline 2150, Proline 2200, Proline 2260 Spirit150A, Spirit200A, Spirit275A |
| Materials Cut | Mild steel, stainless steel, or aluminum |
| Optional Tools | <ul style="list-style-type: none"> • Oxyfuel • Air Scribe • Single-dot ink jet marker <p style="text-align: right;"><i>Select one of these tools</i></p> |
| Available Options | <ul style="list-style-type: none"> • Auto gas console • Laser pointer • Glare shield • Messer free-standing cartridge type dust collector • Spark trap • Programming software • Plasma station outlet equipment • Oxyfuel station outlet equipment • Spare parts kits |



MG Systems

Your Productivity Process People[®]

The descriptions, technical data, and illustrations contained in this document are provided for guidance purposes only and are non-binding. Messer reserves the right to make changes in equipment or specifications at any time without notice.

© 2007 Messer MG Systems & Welding 1107/1000 Made in Menomonee Falls, WI

MESSER

MG Systems & Welding, Inc.

W141 N9427 Fountain Boulevard
Menomonee Falls, WI 53051

Phone: 262-255-5520

E-mail: sales@messer-mg.com


Fax: 262-255-5170

www.mg-systems-welding.com



Precision Plasma

EdgeMax



MG Systems
Your Productivity Process People®

MESSER 
MG Systems &
Welding, Inc.

CUTTING MACHINES CONTROLS TABLES OPTIONS



PRECISION PLASMA

The EdgeMax P by Messer MG Systems is designed for the smaller shop. It's a compact machine with a rugged unitized steel table/frame, full capture bearing assemblies and a low-mass aluminum beam. Driven by dual brushless AC motors, the EdgeMax provides fast acceleration, precise motion and a very stable cutting platform. One precision plasma torch and a zoned, side-ducted, smoke removal table come standard. Optional accessories (see back cover) may be added to customize your EdgeMax.

The MG CNC Global ControlS with touch screen interface and the familiar Windows® layout helps novice operators quickly master the machine. Through MG's Virtual Service, the Service and Applications Departments provide quick, accurate, and complete answers to process and operational questions.

Global ControlS

- Familiar Windows® screen layout and embedded process database allow user to operate control with minimum instruction
- May be mounted on the right or left side of the machine
- Network and Internet compatible; makes remote diagnosis possible
- Ethernet-based I/O bus system eliminates noise interference and reduces cabling for high reliability



Virtual Service

- With the push of a button, our team of experts are able to provide remote troubleshooting, software upgrades and expert assistance when needed
- Applications and operator training can be provided using Virtual Service

Drives and Motion

- Dual "X" axes drives
- Digital AC amplifiers with 600-watt brushless AC motors provide high-quality motion and control
- 1200 IPM in all axes
- Low backlash alpha planetary gearboxes in both the 'X' and 'Y' axes contribute to sharp corners and round holes
- 2.5" diameter hardened pinions in the 'X' and 'Y' axes efficiently transmit torque to the 1" wide gear rack



Table

- Unitized construction with levelers for quick installation
- 1 1/4" thick steel capacity
- Removable slat frames and rigid wave-lock slats provide a solid and stable cut surface
- Four optional CNC control mounts located stationary on the left and right front or mounted on the machine on the left and right sides
- Easy clean doors for lost part retrieval and slag removal
- Ducted table with damper-controlled zones for dust and smoke removal
- Optional Messer free-standing, cartridge-type dust collector

PRODUCTIVITY AND VALUE

AVAILABLE TOOLS

Plasma Torches

- HPR130, HPR260, Proline 2150, Proline 2200, Proline 2260 Spirit 150A, Spirit200A, Spirit 275A
- Auto Gas Console available
- MG's exclusive torch ignition cycle insures reliable ignition, maximum pierce clearance and precise cut height on small holes. This provides long consumable life and good small hole cutting
- OL100s plasma lifter with true arc-voltage height control maintains consistent height over all surfaces. The magnetic collision sensor protects the torch while cutting and jogging preventing damage to the torch and lifter.

OL100s Plasma



Magnetic Collision Sensor



Plate Marking

- The Air Scribe engraves a row of dots or a nearly solid line into the surface of the material. This is used to mark bend lines, weld locations, center lines for drilling holes and for part marking. Therefore manual operation is eliminated.
- The Single Dot Ink Jet Marker provides fast and quiet line marking. These lines can be used as bend lines, weld locations, drill center points, etc. The unit is designed to work in the hot, dusty and humid environments encountered in fabricating applications.

Air Scribe



Oxyfuel Cutting

An optional MG TurboFlame[®] cutting torch can cut up to 20% faster than other torches, regardless of the fuel gas used. The oxyfuel torch is accurately positioned through the shared use of the smooth, ballscrew-driven OL100S lifter. The dual Hi-Low Oxyfuel Regulator is set-up manually and can be adjusted for different material thicknesses.

