


Uniquely built from the ground up to give you the best possible combination of performance and value!




The best cutting performance comes from integrating strength, high quality components and state of the art electronics. Messer starts by building a machine frame that is stronger and more rigid than any other in its class.

**Unique "Double-Truss" Design**

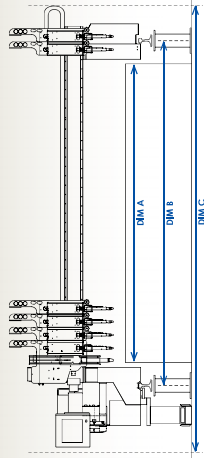
The cross beam assembly uses the strength of triangles - just like a truss bridge - to achieve vertical stiffness, without extra weight. Stronger base girders and a rigid cross beam structure keep the cutting tool supporting carriages straight and vertical.

Messer engineered added stability into the EdgeMaster® by supporting the "Double-Truss" cross beam at each end with massive end trucks. The guiding side end truck is over 71 inches long, with support wheels nearly 6 inches in diameter. This rugged construction provides ultra smooth motion and accurate cut edges.



CUTTING MACHINES    CONTROLS    TABLES    OPTIONS

**EdgeMaster®**



Model	EdgeMaster 80	EdgeMaster 100	EdgeMaster 125	EdgeMaster 150
Table Width "A" (max)	7'-4"	9'-4"	11'-4"	13'-4"
Tool Coverage	6' Plate	8' Plate	10' Plate	12' Plate
Width	Full coverage of plate width shown above with first 4 torch stations.			
Length	Basic coverage length is 13', expandable in 3'-4" and 6'-8" increments to 87'			
Rail Centers "B"	9'-1"	11'-1"	13'-1"	15'-1"
Clearance "C"	12'-4"	14'-4"	16'-4"	18'-4"
Max Available Tools (per Available Tool)				
All Cutting Tools	6	6	6	6
Plasma	2	2	2	2
Oxyfuel	6	6	6	6
Marker	1	1	1	1
Oxyfuel	Turboflame™ (Torch total of 16 torch-inches); standard individual station solenoid valves Systems from 30 to 400 amps (optional equipment)			
Plasma	Air-Scribe, Punch, Powder, or Plasma Marker			
Materials Cut	Mild Steel, Stainless Steel, or Aluminum			
Speed	Up to 1000 IPM jog speed			
Available Options	<ul style="list-style-type: none"> <li>Torch Ignitor, Automatic Height Control and Omnitrol® for oxyfuel cutting.</li> <li>Support tables, including patented Slagger® self-cleaning table</li> <li>Laser Pointer</li> <li>Programming Software</li> </ul>			



Messer Cutting Systems  
Your Productivity Process People®

The descriptions, technical data, and illustrations contained in this document are provided for guidance purposes only and do not constitute a contract. Messer reserves the right to make changes in equipment or specifications at any time without notice. Slagger is a registered trademark of Messer Valley Steel, a division of Messer Cutting Systems, Inc. 020713-01




Messer Cutting Systems, Inc.  
W141 19427 Fountain Boulevard  
Menomonee Falls, WI 53051  
Phone: 262-255-5570  
E-mail: sales@messer-cutting.com  
Fax: 262-255-5170  
www.messer-cutting.com

**EdgeMaster®**

Versatile plate cutting performance in an economical package.

- Fast
- Powerful
- Accurate
- Affordable



Messer Cutting Systems  
Your Productivity Process People®

CUTTING MACHINES    CONTROLS    TABLES    OPTIONS

# EXCELLENT CUT QUALITY THROUGH INTELLIGENT DESIGN

## AVAILABLE TOOLS

### Oxyfuel Torches

The EdgeMaster® features the superior Messer® Turbuflame™ cutting torch. This torch provides cutting speeds up to 20% faster than other torches, regardless of the fuel gas used.

The oxyfuel torches are accurately positioned using smooth ballcrew driven lifters. The standard TL170 (40 lpm, 6.5" stroke) and optional O1200 (150 lpm, 7.5" stroke) lifters utilize the Safe Rise Height feature in the Global Control 5 to increase productivity by allowing machine motion while the torch is fully retracting.

### Plate Markers

A marker can be added to reduce manual marking and increase productivity. Either an air scribe, punch marker, plasma marker, or powder marker, can be added to provide marks for bend lines, drill points, or weld locations.

### Plasma Torches

The EdgeMaster supports a full line of both standard and precision plasma torches. With amperages from 30 to 400 amps available, plasma can be used to cut material from gage thickness through 1.5". The machine can be equipped with up to 2 plasma torches.

Precision plasmas perform well with the EdgeMaster due to the smooth drive motion and the precise height control achieved with the O1200s control system. This true arc-voltage height control system provides constant height on both vertical and horizontal axes, facilitates set up and tool changes, and the magnetic collision sensor protects the torch while cutting from damage due to obstructions.

For thin sheet metal Messer Cutting Systems offers a roller ball height control, where pressure is applied to keep the material flat.

### Oxyfuel Gas Controls

Options include Dual Hi-Low Gas Regulation or Omniflow® Automatic Gas Control.

The Dual Hi-Low Oxyfuel Regulator is manually set-up and can be adjusted for different material thicknesses.

The Omniflow® Automatic Gas Control provides automatic setting and regulation of cutting oxygen, preheat oxygen and fuel gas pressures for oxyfuel cutting. Using the Omniflow Control unit, the operator selects the torch nozzle, plate thickness, torch tip and gas type. The correct pierce parameters and gas pressures are then automatically transmitted to the Omniflow gas control module. This means even an inexperienced

TL170 Oxyfuel Lifter



Air Scribe



O1200s Lifter




Magnetic Collision Sensor



Omniflow Gas Control

### Standard EdgeMaster® design features:

- Most rigid frame in its class with unique "Double-Truss" design for smooth, accurate cut edges
- Wide 1 inch face width rack and pinion drive for smooth motion in both axes
- Band drive provides flexibility through clamping of needed carriages to the band
- Robust 90 lb/yd machined crane rail ways are mounted a low 24" above floor for easy accessibility to table



### Drives

- Digital AC amplifiers with an internal 32 bit microprocessor providing high quality control, and sampling times down to 62 µs
- 2.3 hp (1.7 kW) in both X axis and Y axis (dual drives in the X axis)
- Alpha planetary gearboxes with < 1 arcmin backlash in both the X & Y axes contribute to sharp corners and round holes
- Large 4.7" diameter, hardened pinions are used in the X, Y and Z axes to efficiently transmit torque to the 1" wide gear rack



## CNC CONTROL

### Global Control 5

Over 100 years of worldwide expertise in the metal cutting industry has gone into our new PC-based control, incorporating the latest .NET technology from Microsoft®. Our omnifunctional on-board material database allow operators to set up quickly and cut high quality parts time after time.

- Embedded process database makes every operator an expert
- Modern operating interface based on Microsoft® .NET technology provides flexibility for future development
- Fully Network and Internet compatible; makes remote diagnosis possible
- Central CNC computer with integrated PLC for fast operation with fewer components
- Ethernet-based I/O bus system eliminates noise interference and reduces cabling for high reliability
- Logically arranged status display increases operator productivity
- Familiar screen layout allows user to operate control with minimum instruction
- Standard shapes and nesting included
- Compact design for applications on small machines
- Developed from the proven technology of the Global Control Plus

